

INFO Situación COVID 19 América Latina

19 al 25 de junio 2020

Situación acumulada a 26 de junio de 2020

| País | Casos confirmados | Muertes confirmadas | Recuperados | Población (en miles) |
|----------------------|-------------------|---------------------|------------------|----------------------|
| Argentina | 52.457 | 1.167 | 18.416 | 45.196 |
| Bolivia | 28.503 | 913 | 7.338 | 11.673 |
| Brazil | 1.228.114 | 54.971 | 673.729 | 212.559 |
| Chile | 263.360 | 5.068 | 223.431 | 19.116 |
| Colombia | 80.599 | 2.654 | 33.349 | 50.883 |
| Costa Rica | 2.684 | 12 | 1.227 | 5.094 |
| Cuba | 2.325 | 85 | 2.180 | 11.327 |
| Ecuador | 29.764 | 712 | 16.357 | 17.643 |
| El Salvador | 53.856 | 4.406 | 26.493 | 6.486 |
| España | 5.517 | 133 | 3.291 | 46.940 |
| Guatemala | 247.905 | 28.338 | 150.376 | 17.916 |
| Honduras | 15.619 | 623 | 2949 | 9.905 |
| Mexico | 15.366 | 426 | 1.600 | 128.933 |
| Nicaragua | 202.951 | 25.060 | 116.862 | 6.625 |
| Panamá | 2.014 | 74 | 1.489 | 4.315 |
| Paraguay | 29.037 | 564 | 14800 | 7.133 |
| Peru | 1.711 | 13 | 1.013 | 32.972 |
| Portugal | 268.602 | 8.761 | 156.074 | 10.278 |
| República Dominicana | 40.866 | 1.555 | 26.633 | 10.848 |
| Uruguay | 907 | 26 | 818 | 3.474 |
| Venezuela | 4.563 | 39 | 1.327 | 28.436 |
| Total | 2.576.720 | 135.600 | 1.479.752 | 687.752 |

Evolución intradiaria de casos totales declarados (según datos OMS)

19 al 25 de junio 2020

| País | 19-jun-20 | | | 20-jun-20 | | | 21-jun-20 | | | 22-jun-20 | | | 23-jun-20 | | | 24-jun-20 | | | 25-jun-20 | | |
|----------------------|---------------|--------------|----------------------------|---------------|--------------|----------------------------|---------------|--------------|----------------------------|---------------|--------------|----------------------------|---------------|--------------|----------------------------|---------------|--------------|----------------------------|---------------|--------------|----------------------------|
| | casos totales | casos nuevos | Tasa Evolución intradiaria | casos totales | casos nuevos | Tasa Evolución intradiaria | casos totales | casos nuevos | Tasa Evolución intradiaria | casos totales | casos nuevos | Tasa Evolución intradiaria | casos totales | casos nuevos | Tasa Evolución intradiaria | casos totales | casos nuevos | Tasa Evolución intradiaria | casos totales | casos nuevos | Tasa Evolución intradiaria |
| Argentina | 35.552 | 1.393 | 4,08 | 37.510 | 1.958 | 5,51 | 39.570 | 2.060 | 5,49 | 41.204 | 1.634 | 4,13 | 42.785 | 1.581 | 3,84 | 44.931 | 2.146 | 5,02 | 47.216 | 2.285 | 5,09 |
| Bolivia | 20.685 | 802 | 4,03 | 21.499 | 814 | 3,94 | 22.476 | 977 | 4,54 | 23.512 | 1.036 | 4,61 | 24.388 | 876 | 3,73 | 25.493 | 1.105 | 4,53 | 26.389 | 896 | 3,51 |
| Brasil | 955.377 | 32.188 | 3,49 | 978.142 | 22.765 | 2,38 | 1.032.913 | 54.771 | 5,60 | 1.067.579 | 34.666 | 3,36 | 1.085.038 | 17.459 | 1,64 | 1.106.470 | 21.432 | 1,98 | 1.145.906 | 39.436 | 3,56 |
| Chile | 225.103 | 4.475 | 2,03 | 231.393 | 6.290 | 2,79 | 236.748 | 5.355 | 2,31 | 242.355 | 5.607 | 2,37 | 246.963 | 4.608 | 1,90 | 250.767 | 3.804 | 1,54 | 254.416 | 3.649 | 1,46 |
| Colombia | 57.046 | 2.115 | 3,85 | 60.217 | 3.171 | 5,56 | 63.276 | 3.059 | 5,08 | 65.633 | 2.357 | 3,72 | 68.652 | 3.019 | 4,60 | 71.183 | 2.531 | 3,69 | 73.572 | 2.389 | 3,36 |
| Costa Rica | 1.871 | 75 | 4,18 | 1.939 | 68 | 3,63 | 2.058 | 119 | 6,14 | 2.127 | 69 | 3,35 | 2.213 | 86 | 4,04 | 2.277 | 64 | 2,89 | 2.368 | 91 | 4,00 |
| Cuba | 2.295 | 15 | 0,66 | 2.305 | 10 | 0,44 | 2.309 | 4 | 0,17 | 2.312 | 3 | 0,13 | 2.315 | 3 | 0,13 | 2.318 | 3 | 0,13 | 2.319 | 1 | 0,04 |
| Ecuador | 49.097 | 607 | 1,25 | 49.731 | 634 | 1,29 | 50.183 | 452 | 0,91 | 50.640 | 457 | 0,91 | 50.640 | 0 | 0,00 | 51.643 | 728 | 1,43 | 52.334 | 691 | 1,34 |
| El Salvador | 4.200 | 134 | 3,30 | 4.329 | 129 | 3,07 | 4.475 | 146 | 3,37 | 4.626 | 151 | 3,37 | 4.808 | 182 | 3,93 | 4.973 | 165 | 3,43 | 5.150 | 177 | 3,56 |
| España | 245.268 | 585 | 0,24 | 245.575 | 307 | 0,13 | 245.938 | 363 | 0,15 | 246.272 | 334 | 0,14 | 246.504 | 232 | 0,09 | 246.752 | 248 | 0,10 | 247.086 | 334 | 0,14 |
| Guatemala | 11.251 | 545 | 5,09 | 11.868 | 617 | 5,48 | 12.509 | 641 | 5,40 | 12.755 | 246 | 1,97 | 13.145 | 390 | 3,06 | 13.769 | 624 | 4,75 | 14.540 | 771 | 5,60 |
| Honduras | 10.299 | 643 | 6,66 | 10.739 | 440 | 4,27 | 11.258 | 519 | 4,83 | 12.306 | 1.048 | 9,31 | 12.825 | 519 | 4,22 | 13.356 | 531 | 4,14 | 13.943 | 587 | 4,40 |
| México | 159.793 | 4.930 | 3,18 | 165.455 | 5.662 | 3,54 | 170.485 | 5.030 | 3,04 | 175.202 | 4.717 | 2,77 | 180.545 | 5.343 | 3,05 | 185.122 | 4.577 | 2,54 | 191.410 | 6.288 | 3,40 |
| Nicaragua | 2.014 | 0 | 0,00 | 2.014 | 0 | 0,00 | 2.014 | 0 | 0,00 | 2.014 | 0 | 0,00 | 2.014 | 0 | 0,00 | 2.014 | 0 | 0,00 | 2.014 | 0 | 0,00 |
| Panamá | 22.957 | 635 | 2,89 | 23.351 | 754 | 3,34 | 24.274 | 923 | 3,95 | 25.222 | 948 | 3,91 | 26.030 | 808 | 3,20 | 26.752 | 722 | 2,77 | 27.314 | 562 | 2,10 |
| Paraguay | 1.330 | 22 | 1,68 | 1.336 | 6 | 0,45 | 1.362 | 26 | 1,95 | 1.379 | 17 | 1,25 | 1.392 | 13 | 0,94 | 1.422 | 30 | 2,16 | 1.528 | 106 | 7,45 |
| Perú | 240.908 | 3.752 | 1,58 | 244.388 | 3.480 | 1,44 | 247.925 | 3.537 | 1,45 | 251.338 | 3.413 | 1,38 | 254.936 | 3.598 | 1,43 | 257.447 | 2.511 | 0,98 | 260.810 | 3.363 | 1,31 |
| Portugal | 38.089 | 417 | 1,11 | 38.464 | 375 | 0,98 | 38.841 | 377 | 0,98 | 39.133 | 292 | 0,75 | 39.392 | 259 | 0,66 | 39.737 | 345 | 0,88 | 40.104 | 367 | 0,92 |
| República Dominicana | 24.645 | 540 | 2,24 | 25.068 | 423 | 1,72 | 25.778 | 710 | 2,83 | 26.677 | 899 | 3,49 | 27.370 | 693 | 2,60 | 27.936 | 566 | 2,07 | 28.631 | 695 | 2,49 |
| Uruguay | 849 | 0 | 0,00 | 850 | 1 | 0,12 | 853 | 3 | 0,35 | 859 | 6 | 0,70 | 876 | 17 | 1,98 | 882 | 6 | 0,68 | 885 | 3 | 0,34 |
| Venezuela | 3.386 | 236 | 7,49 | 3.484 | 98 | 2,89 | 3.591 | 107 | 3,07 | 3.790 | 199 | 5,54 | 3.918 | 128 | 3,38 | 4.048 | 130 | 3,32 | 4.186 | 138 | 3,41 |

Fuente: OMS y Elaboración propia.

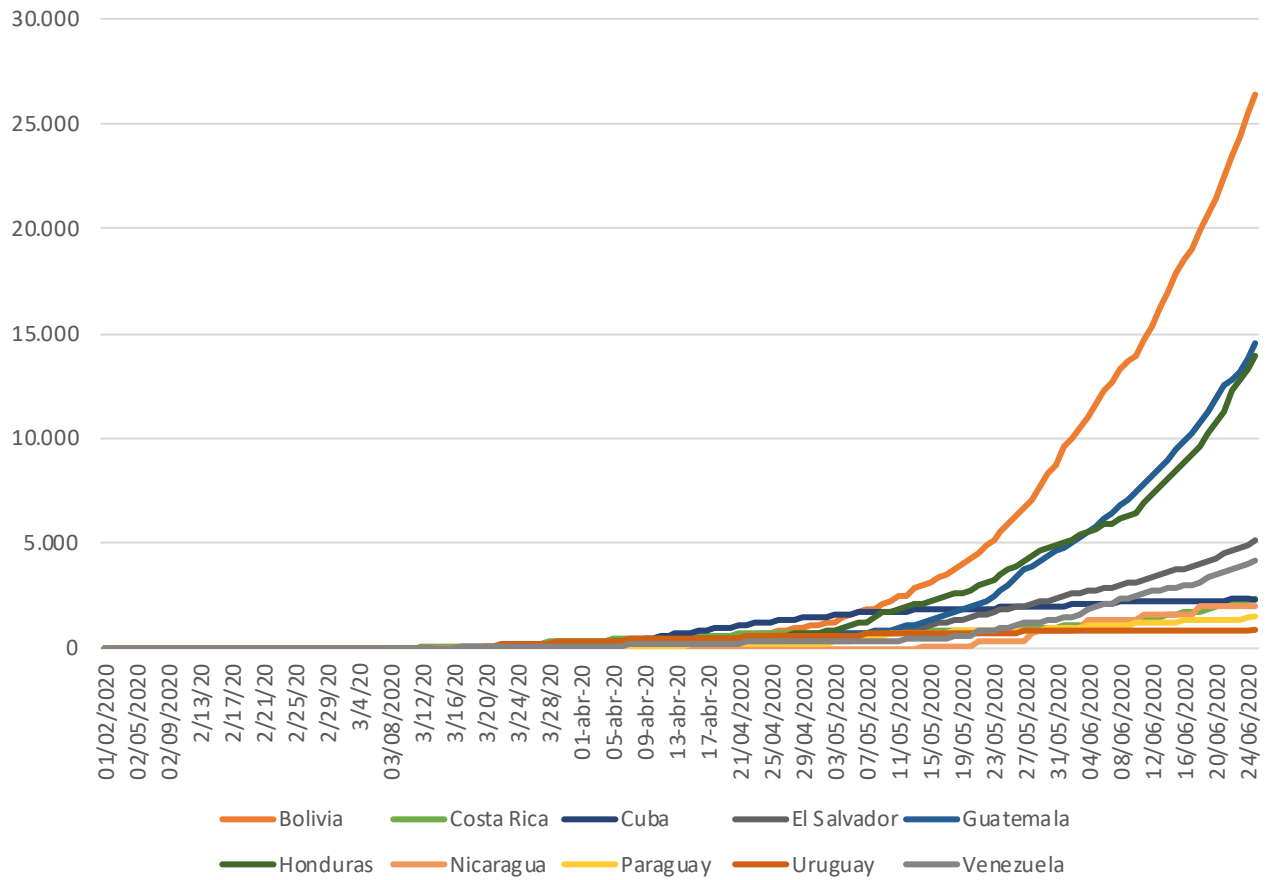
Evolución intradiaria de fallecidos totales (según datos OMS)

19 al 25 de junio 2020

| País | 19-jun-20 | | | 20-jun-20 | | | 21-jun-20 | | | 22-jun-20 | | | 23-jun-20 | | | 24-jun-20 | | | 25-jun-20 | | |
|----------------------|-----------------|----------------|-------------------------------|-----------------|----------------|-------------------------------|-----------------|----------------|-------------------------------|-----------------|----------------|-------------------------------|-----------------|----------------|-------------------------------|-----------------|----------------|-------------------------------|-----------------|----------------|-------------------------------|
| | muerdes totales | muerdes nuevos | Tasa de evolución intradiaria | muerdes totales | muerdes nuevos | Tasa de evolución intradiaria | muerdes totales | muerdes nuevos | Tasa de evolución intradiaria | muerdes totales | muerdes nuevos | Tasa de evolución intradiaria | muerdes totales | muerdes nuevos | Tasa de evolución intradiaria | muerdes totales | muerdes nuevos | Tasa de evolución intradiaria | muerdes totales | muerdes nuevos | Tasa de evolución intradiaria |
| Argentina | 929 | 43 | 4,85 | 954 | 25 | 2,69 | 979 | 25 | 2,62 | 992 | 13 | 1,33 | 1.016 | 24 | 2,42 | 1.049 | 33 | 3,25 | 1.085 | 36 | 3,43 |
| Bolivia | 679 | 20 | 3,03 | 697 | 18 | 2,65 | 715 | 18 | 2,58 | 740 | 25 | 3,50 | 773 | 33 | 4,46 | 820 | 47 | 6,08 | 846 | 26 | 3,17 |
| Brasil | 46.510 | 1.269 | 2,80 | 47.748 | 1.238 | 2,66 | 48.954 | 1.206 | 2,53 | 49.976 | 1.022 | 2,09 | 50.617 | 641 | 1,28 | 51.271 | 654 | 1,29 | 52.645 | 1.374 | 2,68 |
| Chile | 3.841 | 226 | 6,25 | 4.093 | 252 | 6,56 | 4.295 | 202 | 4,94 | 4.479 | 184 | 4,28 | 4.502 | 23 | 0,51 | 4.505 | 3 | 0,07 | 4.731 | 226 | 5,02 |
| Colombia | 1.864 | 63 | 3,50 | 1.950 | 86 | 4,61 | 2.045 | 95 | 4,87 | 2.126 | 81 | 3,96 | 2.237 | 111 | 5,22 | 2.310 | 73 | 3,26 | 2.404 | 94 | 4,00 |
| Costa Rica | 12 | 0 | 0,00 | 12 | 0 | 0,00 | 12 | 0 | 0,00 | 12 | 0 | 0,00 | 12 | 0 | 0,00 | 12 | 0 | 0,00 | 12 | 0 | 0,00 |
| Cuba | 85 | 1 | 1,19 | 85 | 0 | 0,00 | 85 | 0 | 0,00 | 85 | 0 | 0,00 | 85 | 0 | 0,00 | 85 | 0 | 0,00 | 85 | 0 | 0,00 |
| Ecuador | 4.087 | 80 | 2,00 | 4.156 | 69 | 1,69 | 4.199 | 43 | 1,03 | 4.223 | 24 | 0,57 | 4.223 | 0 | 0,00 | 4.274 | 28 | 0,66 | 4.309 | 35 | 0,82 |
| El Salvador | 82 | 3 | 3,80 | 86 | 4 | 4,88 | 93 | 7 | 8,14 | 98 | 5 | 5,38 | 107 | 9 | 9,18 | 113 | 6 | 5,61 | 119 | 6 | 5,31 |
| España | 27.136 | 0 | 0,00 | 28.315 | 1.179 | 4,34 | 28.322 | 7 | 0,02 | 28.323 | 1 | 0,00 | 28.324 | 1 | 0,00 | 28.325 | 1 | 0,00 | 28.327 | 2 | 0,01 |
| Guatemala | 432 | 14 | 3,35 | 449 | 17 | 3,94 | 483 | 34 | 7,57 | 514 | 31 | 6,42 | 531 | 17 | 3,31 | 547 | 16 | 3,01 | 582 | 35 | 6,40 |
| Honduras | 336 | 6 | 1,82 | 343 | 7 | 2,08 | 349 | 6 | 1,75 | 358 | 9 | 2,58 | 363 | 5 | 1,40 | 395 | 32 | 8,22 | 405 | 10 | 2,53 |
| México | 19.080 | 770 | 4,21 | 19.747 | 667 | 3,50 | 20.394 | 647 | 3,28 | 20.781 | 387 | 1,90 | 21.825 | 1.044 | 5,02 | 22.584 | 759 | 3,48 | 23.377 | 793 | 3,51 |
| Nicaragua | 64 | 0 | 0,00 | 64 | 0 | 0,00 | 64 | 0 | 0,00 | 64 | 0 | 0,00 | 64 | 0 | 0,00 | 64 | 0 | 0,00 | 74 | 10 | 15,63 |
| Panamá | 470 | 13 | 2,84 | 475 | 5 | 1,06 | 485 | 10 | 2,11 | 493 | 8 | 1,65 | 501 | 8 | 1,62 | 521 | 20 | 3,99 | 536 | 15 | 2,88 |
| Paraguay | 13 | 0 | 0,00 | 13 | 0 | 0,00 | 13 | 0 | 0,00 | 13 | 0 | 0,00 | 13 | 0 | 0,00 | 13 | 0 | 0,00 | 13 | 0 | 0,00 |
| Perú | 7.257 | 201 | 2,85 | 7.461 | 204 | 2,81 | 7.660 | 199 | 2,67 | 7.861 | 201 | 2,62 | 8.045 | 184 | 2,34 | 8.223 | 178 | 2,21 | 8.404 | 181 | 2,20 |
| Portugal | 1.524 | 1 | 0,07 | 1.527 | 3 | 0,20 | 1.528 | 1 | 0,07 | 1.530 | 2 | 0,13 | 1.534 | 4 | 0,26 | 1.540 | 6 | 0,39 | 1.543 | 3 | 0,19 |
| República Dominicana | 635 | 2 | 0,32 | 647 | 12 | 1,89 | 655 | 8 | 1,24 | 662 | 7 | 1,07 | 669 | 7 | 1,06 | 675 | 6 | 0,90 | 691 | 16 | 2,37 |
| Uruguay | 24 | 0 | 0,00 | 24 | 0 | 0,00 | 24 | 0 | 0,00 | 25 | 1 | 4,17 | 25 | 0 | 0,00 | 25 | 0 | 0,00 | 25 | 0 | 0,00 |
| Venezuela | 28 | 1 | 3,70 | 28 | 0 | 0,00 | 30 | 2 | 7,14 | 33 | 3 | 10,00 | 33 | 0 | 0,00 | 35 | 2 | 6,06 | 35 | 0 | 0,00 |

Fuente: OMS y Elaboración propia.

EVOLUCIÓN ACUMULADA CASOS TOTALES DIAGNÓSTICADOS



EVOLUCIÓN ACUMULADA CASOS TOTALES DIAGNÓSTICADOS

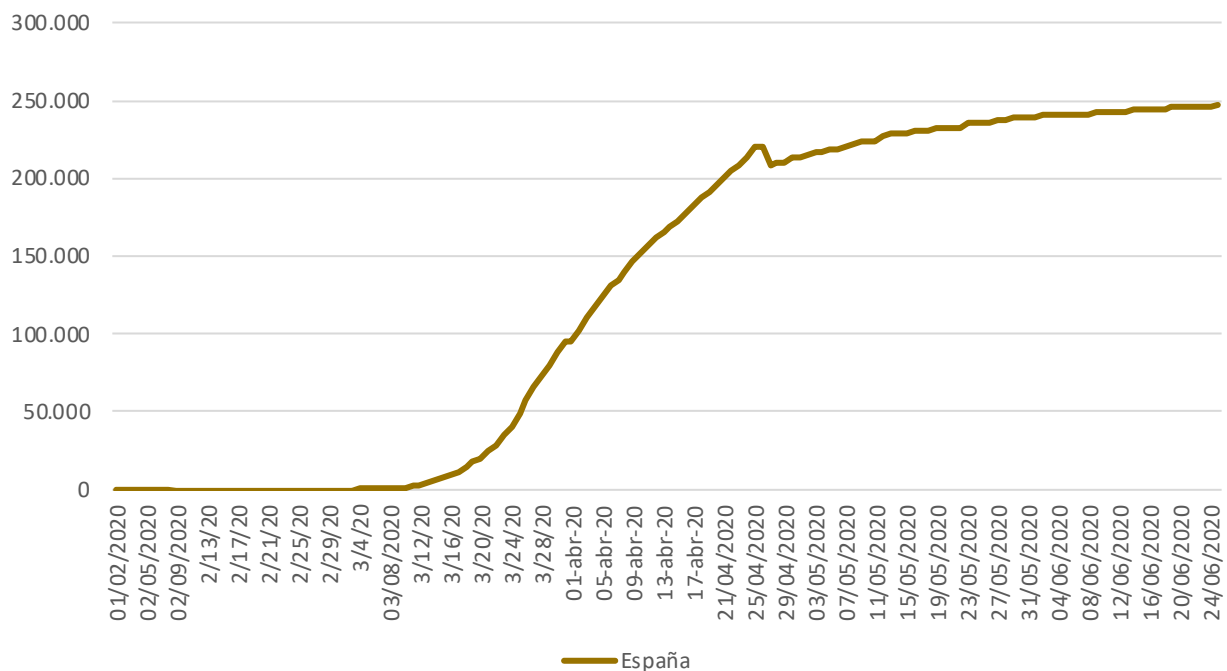
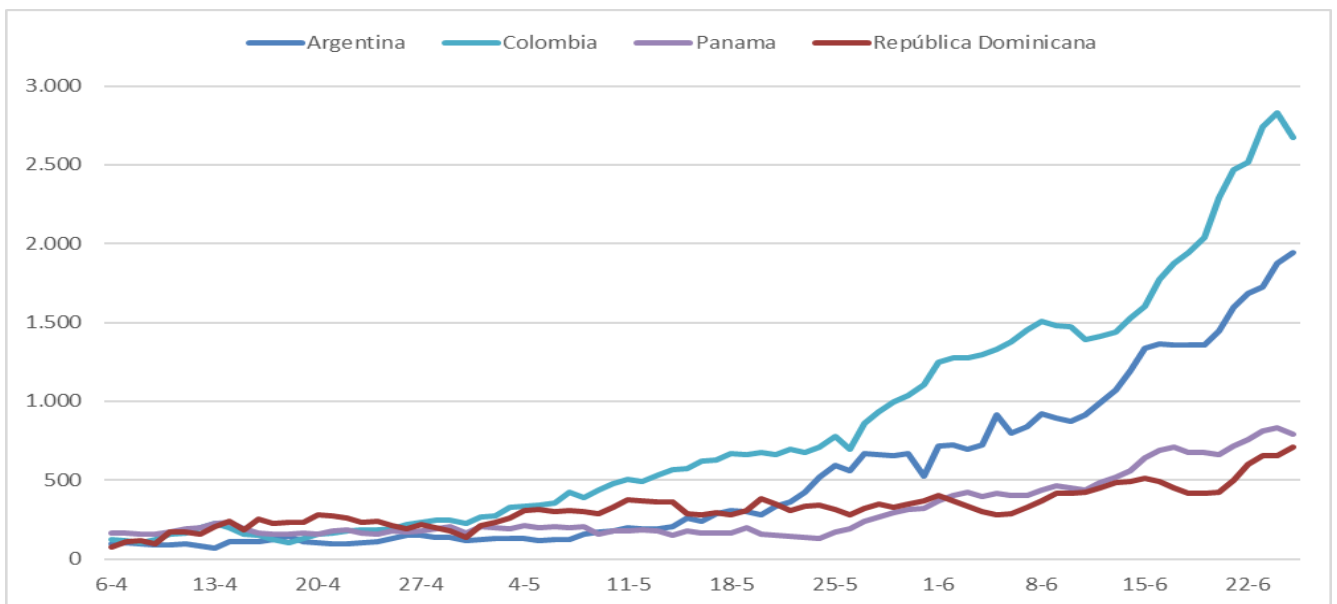
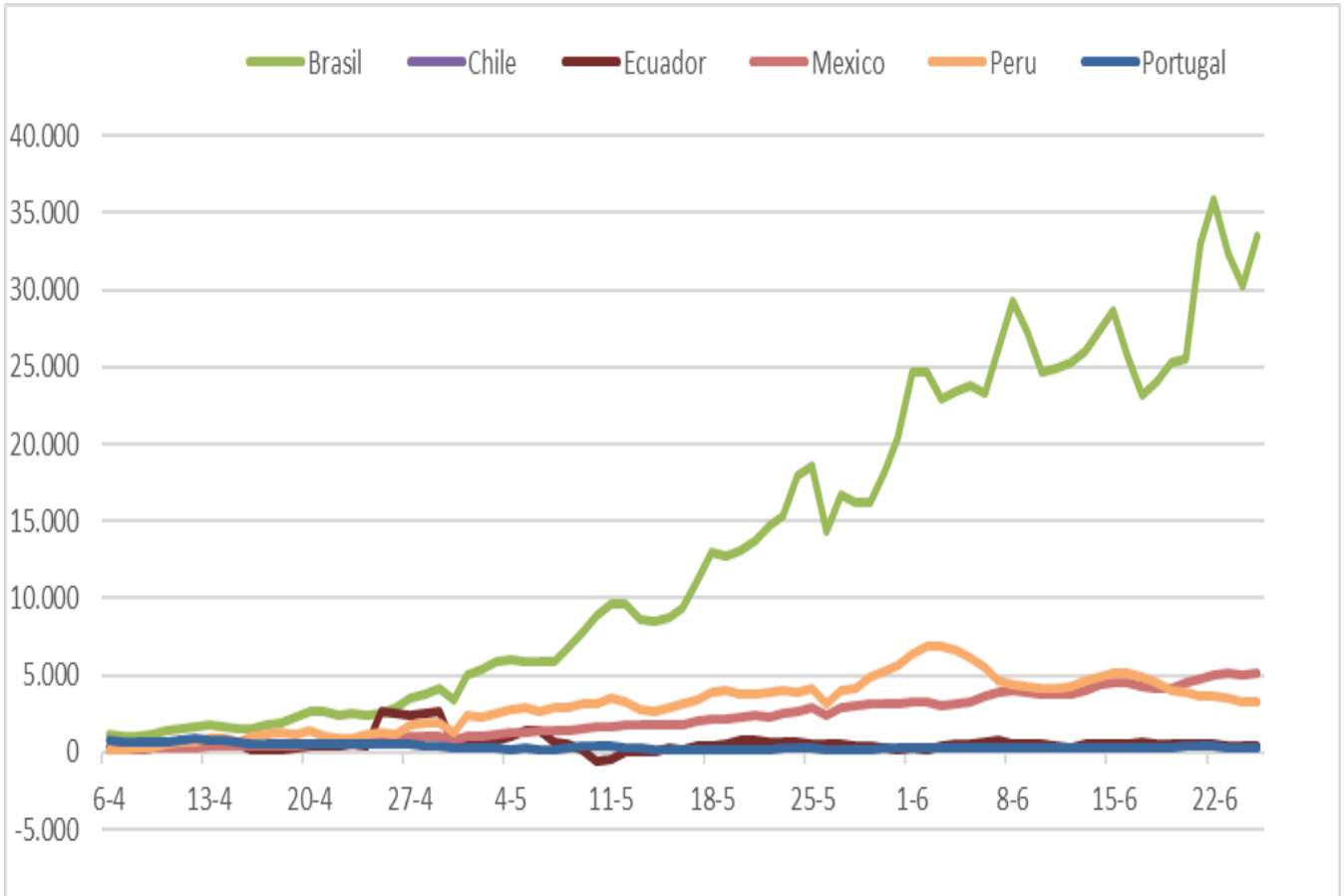


Gráfico de evolución por medias móviles de casos nuevos según OMS. (Elaboración propia. Agrupados por intervalos de número medio de casos cada cinco días)

Monitoreo y Recopilación



Monitoreo y Recopilación

